

See the Whole Picture with Asset Configuration History

Viewing current and past configurations in Webview has never been easier!

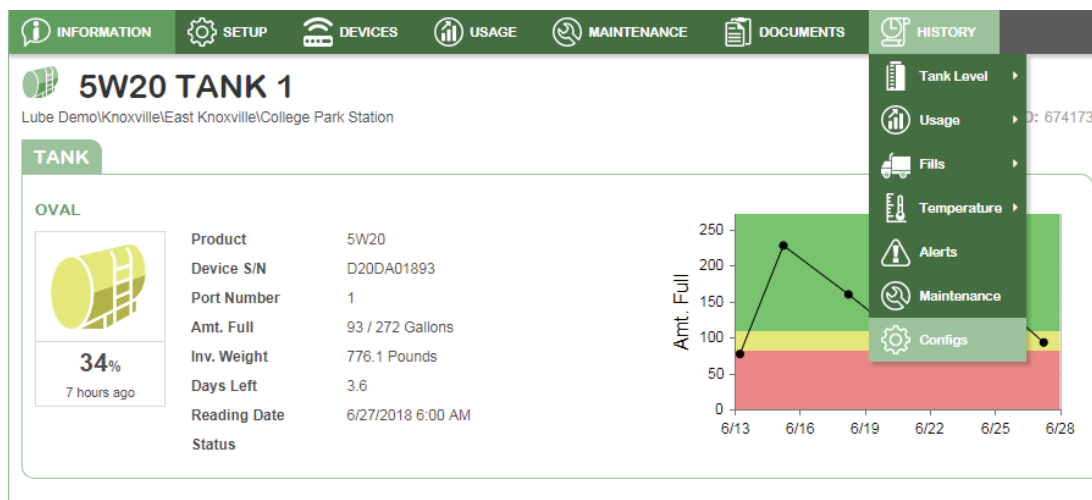
This new system will allow users to see the complete configuration history of any asset along with the date it was changed and the name of the user who made said change.

View history for various configuration types.

- Tank
- Temperature
- GPS
- Pressure
- Switch

How to access Asset Configuration History:

1. Navigate to any asset. Hovering over "History" will open a dropdown menu. Choose "Configs" from the listed options.



- The Asset Configuration History page will display a list of configuration changes over time with the top being the current configuration. Each configuration in the list will contain pertinent information such as the create date for the configuration and the user who enacted the changes (the user is intentionally hidden in this example).

5W20 TANK 1
Lube Demo\Knoxville\East Knoxville\College Park Station UID: 674173

Config Type: Tank

Create Date: 11/8/2017 10:32:43 AM User: [REDACTED]

	Capacity:	272	Dimensions (LWH)	43.0 x 27.0 x 60.0
	Max Fill:	245 (90%)	Orientation:	Down
	Heel:	0		
	Base Usage:	25		

100% 40% 30%

Device S/N: D20DA01893 Product: 5W20

- The “Config Type” dropdown allows the user to choose which type of configuration history information will be shown. Please note that configurations will only be present if the asset has a configuration of that type.


5W20 TANK 1
Lube Demo\Knoxville\East Knoxville\College Park Station

Config Type

- Tank
- Temperature**
- GPS
- Switch
- Pressure

Tank Configuration History

Create Date: 3/7/2017 12:31:10 PM User:




Capacity:	132.48935	Dimensions:	N/A
Max Fill:	401 (302.8328%)	Orientation:	Down
Heel:	0		
Base Usage:	11.35623		

100% 30% 20%

Device S/N: G012740 Product: Water

Temperature Configuration History

Create Date: 11/15/2016 3:12:45 PM User:




> 37.77777777777778° 37.77777777777778° -26.88888888888889°

Device S/N: G012740

GPS Configuration History

Create Date: 3/15/2016 2:53:24 PM User:




Auto Move To Folder Containing Coordinates:	No
Auto Update Containing Folder's Address:	No

Device S/N: MID0001210

Switch Configuration History

Create Date: 9/23/2015 8:28:45 AM User:



On When:	Switch is Closed
Switch Type:	Low Level Alarm

Off On

Device S/N: C20SG00070 Port: 2

Pressure Configuration History

Create Date: 5/20/2014 8:50:06 AM User:



Max Pressure:	661 PSI	Max Reading:	4.996
Min Pressure:	0 PSI	Min Reading:	0.824
Pressure Type:	Line Pressure		

661 PSI 238.88888888888889 PSI 92.22222222222222 PSI

Device S/N: S103200061